

Report
on the results of a survey of students on the evaluation of 6 new courses
within the MultiEd project
at the Horlivka Institute of Foreign Languages of SHEI
Donbas State Pedagogical University

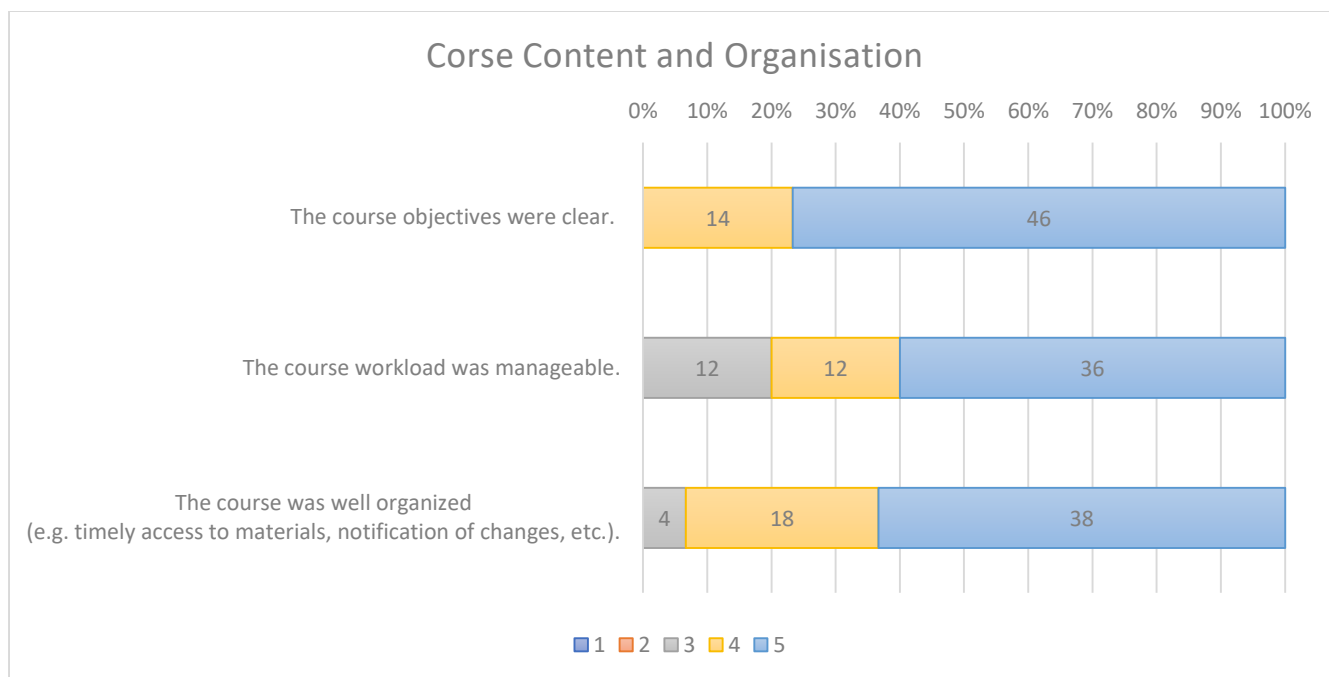
NOTE: HIFL is going to introduce the new course "Introduction to CLIL" since the new academic year (according to the updated curriculum and study plan)

HIFL didn't develop a new course for PhD students because we don't have PhD program.

The survey involved students enrolled in the courses "Language. Culture. Society" (Assoc. Prof. Sukhovetska L.V.), "Fundamentals of Academic Writing" (Assoc. Prof. Yasynetska O.A.), "Info-Media Literacy and Critical Thinking" (Assoc. Prof. Shkuropat M.Y.) for the first (bachelor's) level of higher education, and "Methodology of Content-Language Integrated Teaching" (Assoc. Prof. Arkhipova I.M.), "Academic Writing" (Assoc. Prof. Pozhydaeva N.P.) for the second (master's) level of higher education, with a total of 60 respondents. The summarized survey results are presented in the following tables according to respective categories.

Course Content and Organisation

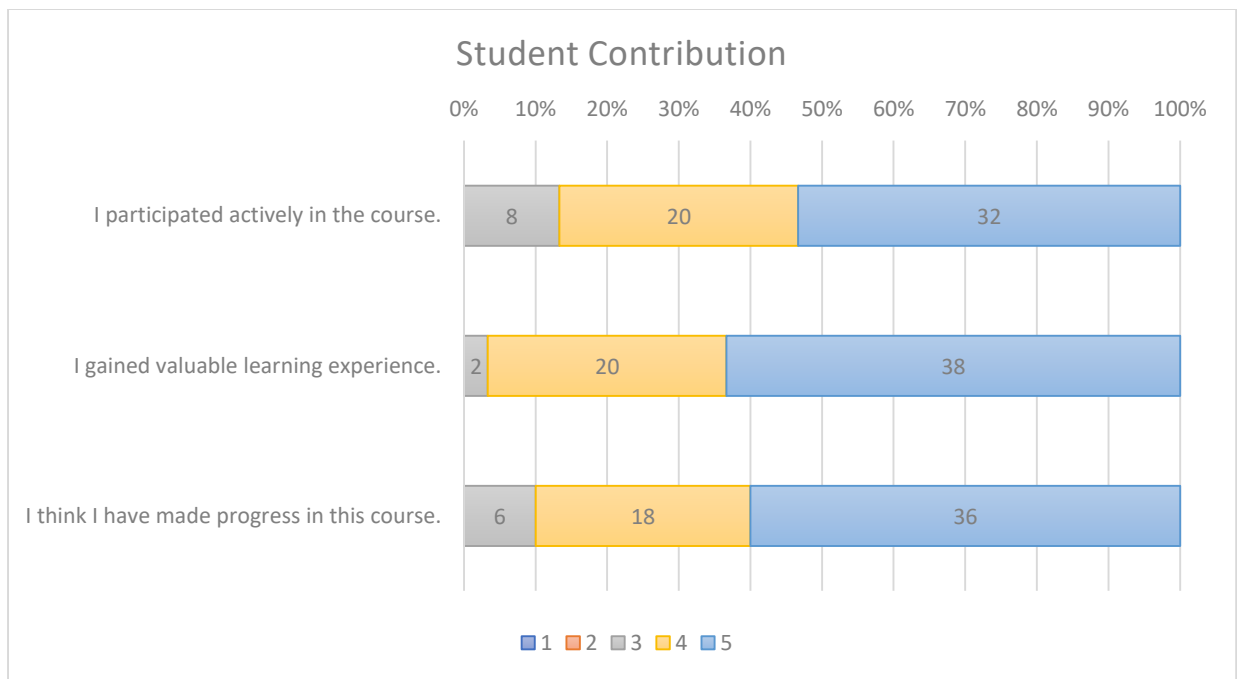
Evaluation Statement	1 (№ of students and % of Total)	2 (№ of students and % of Total)	3 (№ of students and % of Total)	4 (№ of students and % of Total)	5 (№ of students and % of Total)
The course objectives were clear.				14 (23%)	46 (77%)
The course workload was manageable.			12 (20%)	12 (20%)	36 (60%)
The course was well organized (e.g. timely access to materials, notification of changes, etc.).			4 (7%)	18 (30%)	38 (63%)



Thus, the vast majority of applicants (more than 50% of the total number of respondents) expressed a positive assessment of the content and organization of the project's courses.

Student Contribution

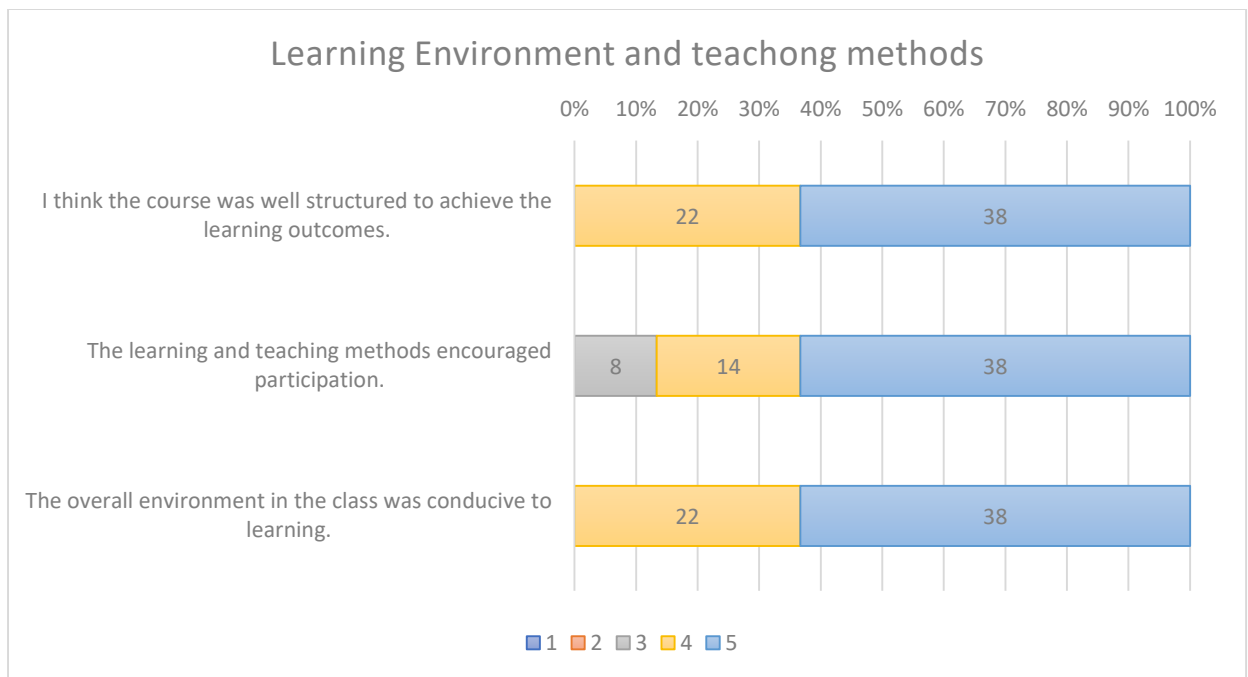
Evaluation Statement	1 (№ of students and % of Total)	2 (№ of students and % of Total)	3 (№ of students and % of Total)	4 (№ of students and % of Total)	5 (№ of students and % of Total)
I participated actively in the course.			8 (14%)	20 (33%)	32 (53%)
I gained valuable learning experience.			2 (4%)	20 (33%)	38 (63%)
I think I have made progress in this course.			6 (10%)	18 (30%)	36 (60%)



The answers of the students testify to their active involvement in studying new courses.

Learning Environment and teaching methods

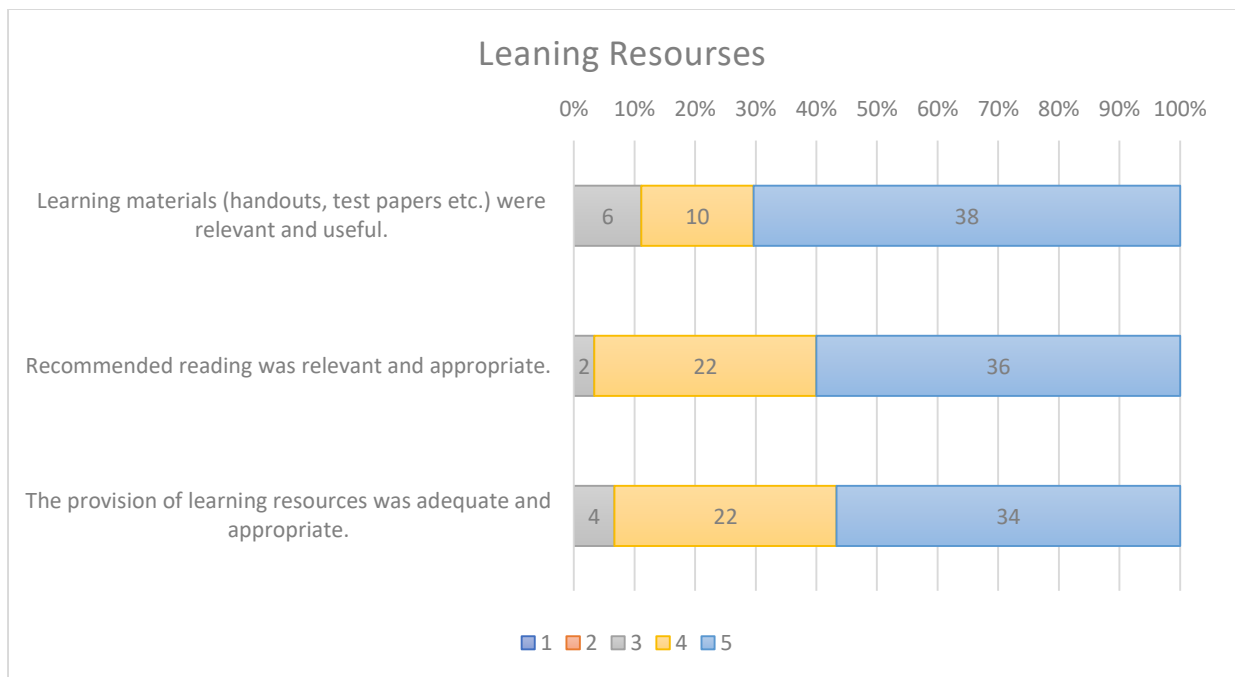
Evaluation Statement	1 (№ of students and % of Total)	2 (№ of students and % of Total)	3 (№ of students and % of Total)	4 (№ of students and % of Total)	5 (№ of students and % of Total)
I think the course was well structured to achieve the learning outcomes.				22 (37%)	38 (63%)
The learning and teaching methods encouraged participation.			8(14%)	14 (23%)	38 (63%)
The overall environment in the class was conducive to learning.				22 (37%)	38 (63%)



The vast majority of the students (more than 50% of the total number of respondents) expressed a high level of satisfaction with the educational environment and learning methods within the updated courses.

Leaning Resourses

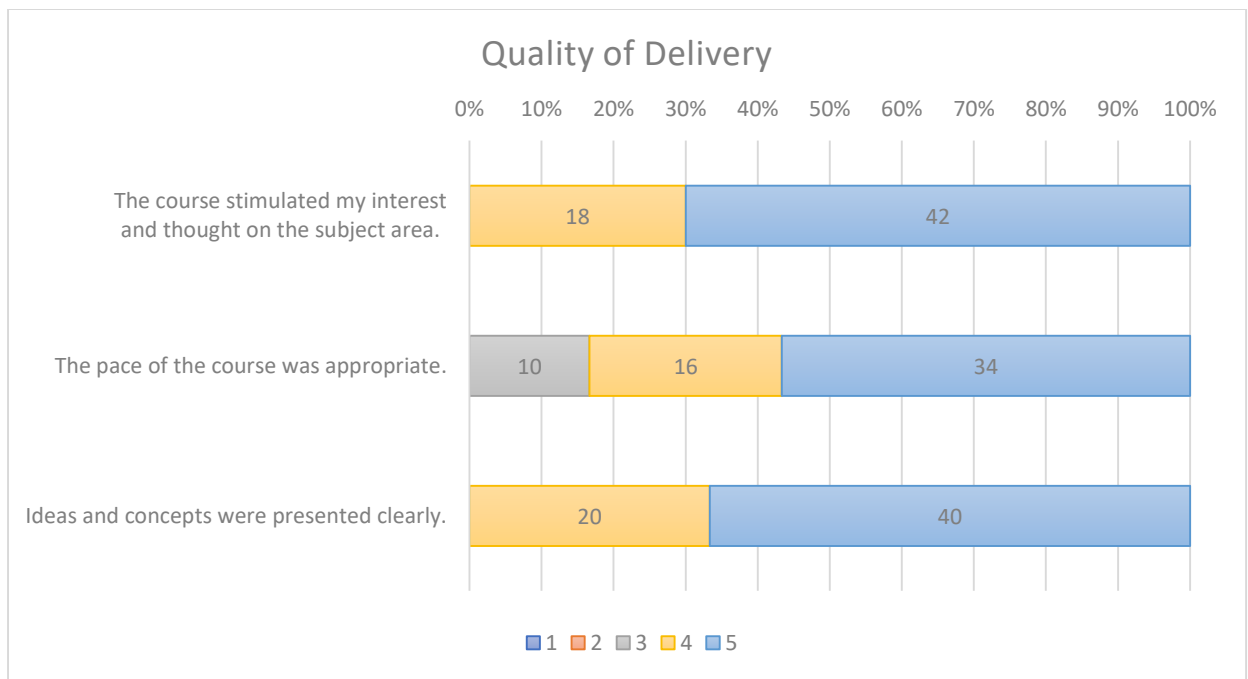
Evaluation Statement	1 (N ^o of students and % of Total)	2 (N ^o of students and % of Total)	3 (N ^o of students and % of Total)	4 (N ^o of students and % of Total)	5 (N ^o of students and % of Total)
Learning materials (handouts, test papers etc.) were relevant and useful.			6 (20%)	10 (17%)	38(63%)
Recommended reading was relevant and appropriate.			2 (3%)	22 (37%)	36 (60%)
The provision of learning resources was adequate and appropriate.			4 (7%)	22 (37%)	34 (56%)



Based on the analysis of the students' answers, it can be stated that the learning resources of the new courses within the project are relevant and meet their initial goals.

Quality of Delivery

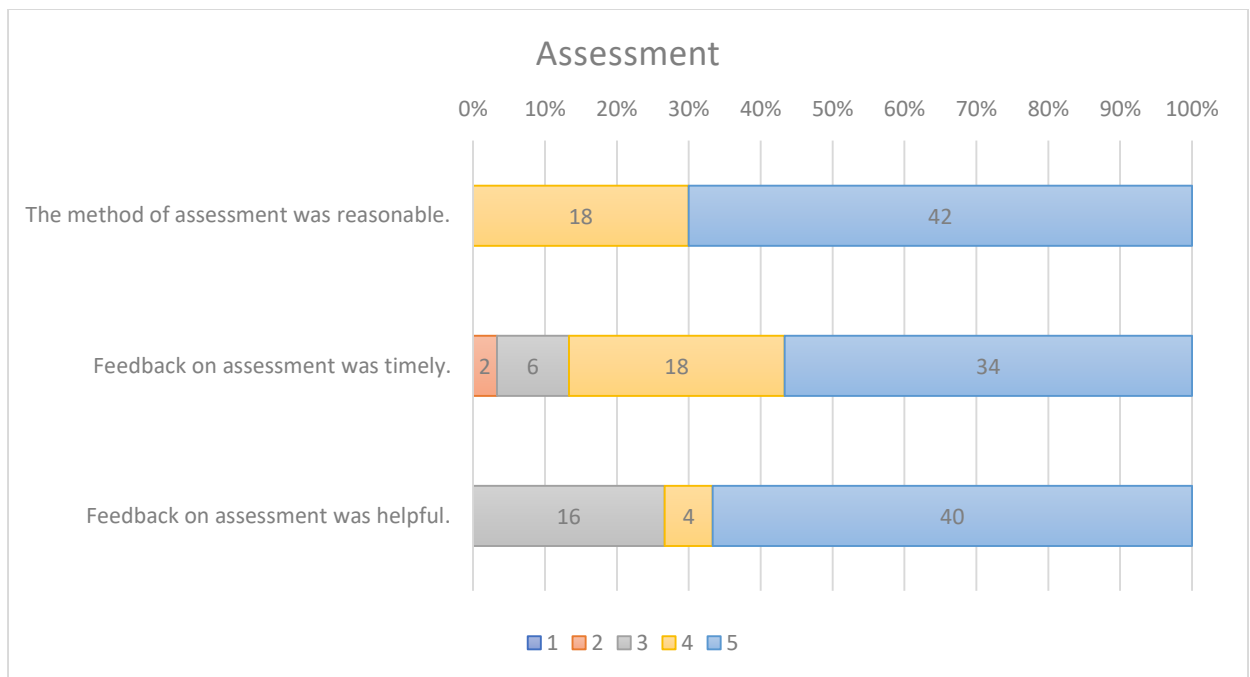
Evaluation Statement	1 (N ^o of students and % of Total)	2 (N ^o of students and % of Total)	3 (N ^o of students and % of Total)	4 (N ^o of students and % of Total)	5 (N ^o of students and % of Total)
The course stimulated my interest and thought on the subject area.				18 (30%)	42 (70%)
The pace of the course was appropriate.			10 (17%)	16 (27%)	34 (56%)
Ideas and concepts were presented clearly.				20 (33%)	40 (67%)



The results of the survey testify to the high level of teaching quality in the new educational courses.

Assessment

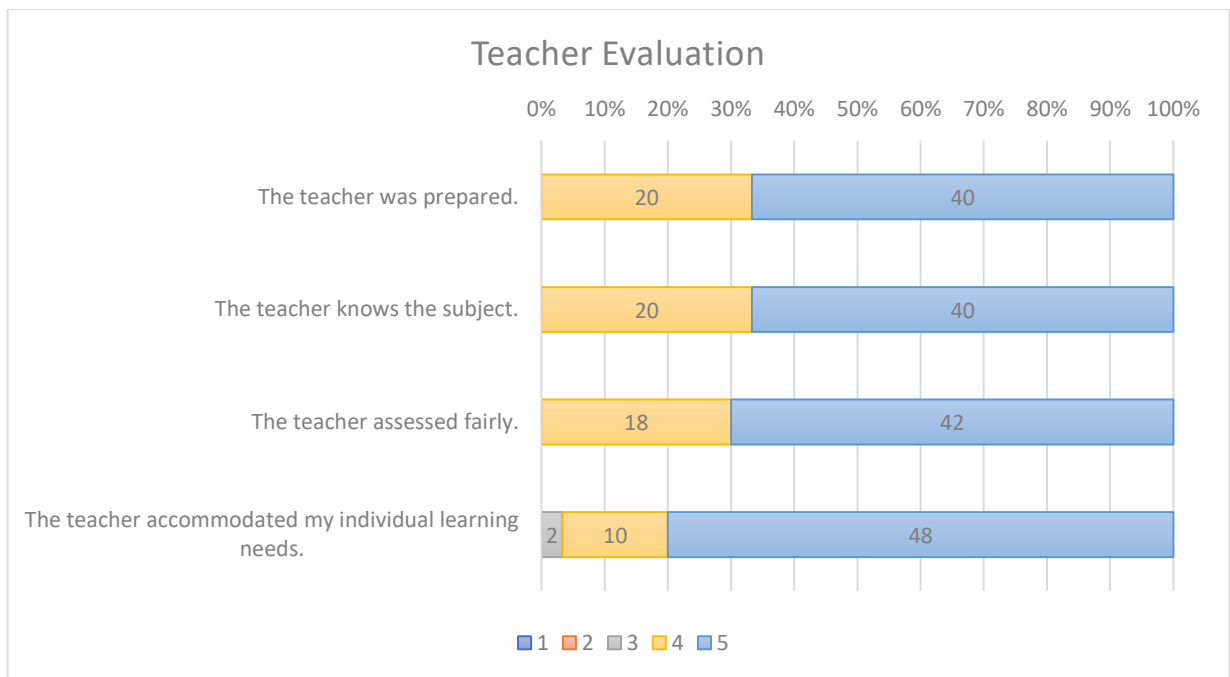
Evaluation Statement	1 (N ^o of students and % of Total)	2 (N ^o of students and % of Total)	3 (N ^o of students and % of Total)	4 (N ^o of students and % of Total)	5 (N ^o of students and % of Total)
The method of assessment was reasonable.				18 (30%)	42 (70%)
Feedback on assessment was timely.		2 (4%)	6 (10%)	18 (30%)	34(56%)
Feedback on assessment was helpful.			16 (27%)	4 (6%)	40 (67%)



The students expressed a high level of satisfaction with the assessment organization in the courses.

Teacher Evaluation

Твердження / Оцінка	1 (№ of students and % of Total)	2 (№ of students and % of Total)	3 (№ of students and % of Total)	4 (№ of students and % of Total)	5 (№ of students and % of Total)
The teacher was prepared.				20 (33%)	40 (67%)
The teacher knows the subject.				20 (33%)	40 (67%)
The teacher assessed fairly.				18 (30%)	42 (70%)
The teacher accommodated my individual learning needs.			2 (3%)	10 (17%)	48 (80%)



The survey results of the students demonstrated their high level of satisfaction with the instructor's work both in the professional and emotional spheres.

July 31, 2023

Prepared by:
 Lyudmyla KOKORINA,
 Candidate of Pedagogical Sciences,
 Associate Professor of the Department of
 Pedagogy and Teaching Methodology,
 HIFL of State Higher Educational
 Institution "Donbas State Pedagogical University"